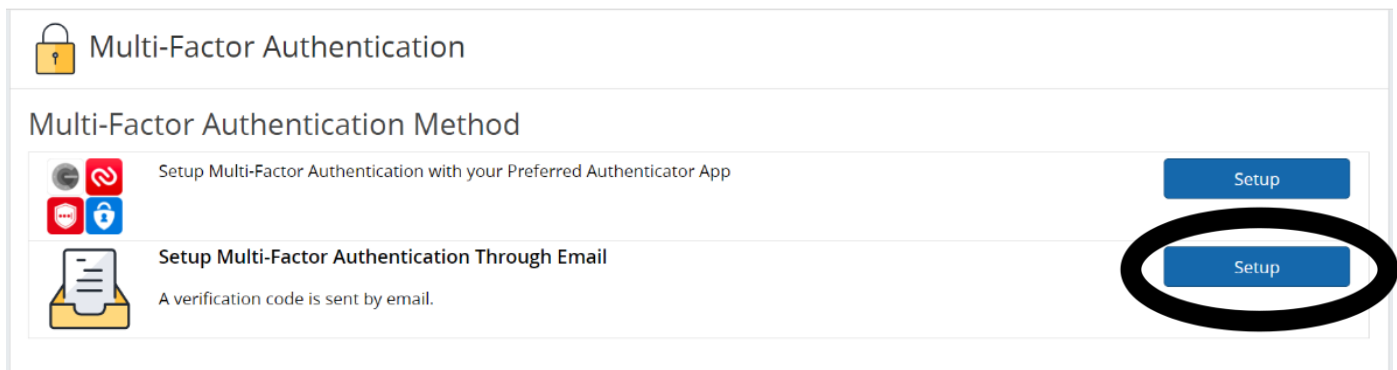




Open Enrollment Instructions

- Go to the [Benefits Enrollment Site](#)
- Enter your username and password. Or, if you're a first-time user, select Register to setup your credentials. Use **benefits** as the company key.
 - If you do not remember your login credentials, click on **Forgot your username or password?** You will be prompted to answer a security question and then to reset your password. If you're still having issues, contact us at benefits@washburn.edu or ext. 1538.
- If you haven't already done so, you will be prompted to set up Multifactor Authentication. Click **Setup**.
 - For the quickest authentication, click **Setup** next to the option **Setup Multi-Factor Authentication through email** and then follow the instructions.



Multi-Factor Authentication

Multi-Factor Authentication Method

	Setup Multi-Factor Authentication with your Preferred Authenticator App	Setup
	Setup Multi-Factor Authentication Through Email A verification code is sent by email.	Setup

- If you choose to authenticate through your preferred Authenticator App instead, follow these instructions:
 1. Click **Setup** next to **Setup Multi-Factor Authentication with your Preferred Authenticator App**
 2. Open the DUO app on your phone
 3. Click the Add+ in the upper right corner
 4. Click Use QR code to scan the code provided on the screen
 5. Follow instructions to Authenticate
- Once logged in, click on **Start Here Washburn University 2025 Open Enrollment**. Follow the prompts to begin your enrollment and continue through the selection process. Be sure to confirm your choices at the end to successfully complete your enrollment.