

After clicking the form link, you will be prompted to sign into Dynamic Forms to access the form. If you already have a Dynamic Forms account, sign in and the form should be displayed. Otherwise, follow these steps to create an account.

- 1) Click **Create New Account**



- 2) Enter the required information and click **Create Account**



Create Account

Our enrollment process is fast, easy and secure. Once enrolled, you will immediately have convenient online access to complete required forms, view pending forms, and review your completed forms history.

Please complete all of the information below

Username *

Username restrictions:

- Must be at least 8 characters long
- Must contain at least one letter.

Password *

Confirm Password *

Password restrictions:

- Must be at least 8 characters long
- Must contain each of the character types below:
 - upper case letters
 - lower case letters
 - numbers
 - special characters: @ & \$

First Name *

Last Name *

Email Address *

Confirm Email Address *

Secret Question *

Secret Question Answer *

Answer Hint *

- 3) Verify your email account by checking your inbox of the email account you provided in Step 3. Look for an email from notify@ngwebsolutions.com. If you don't see the verification email, check your Junk/Spam folder.



Verify your email

We sent an email to your inbox

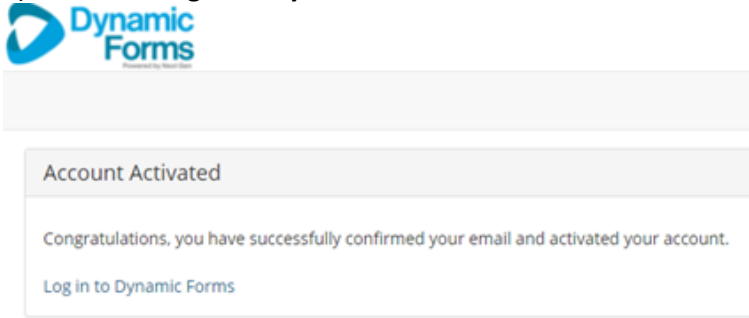
Please visit the link provided in that email to confirm your email address and activate your account.

NOTE: If you do not receive the confirmation email in your inbox, please check your junk and/or spam folders.

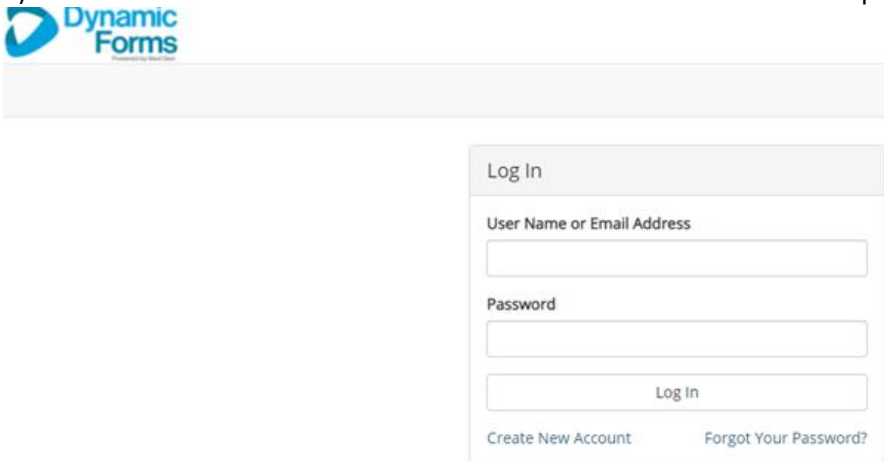
4) Click the **Confirm Email** link in the email



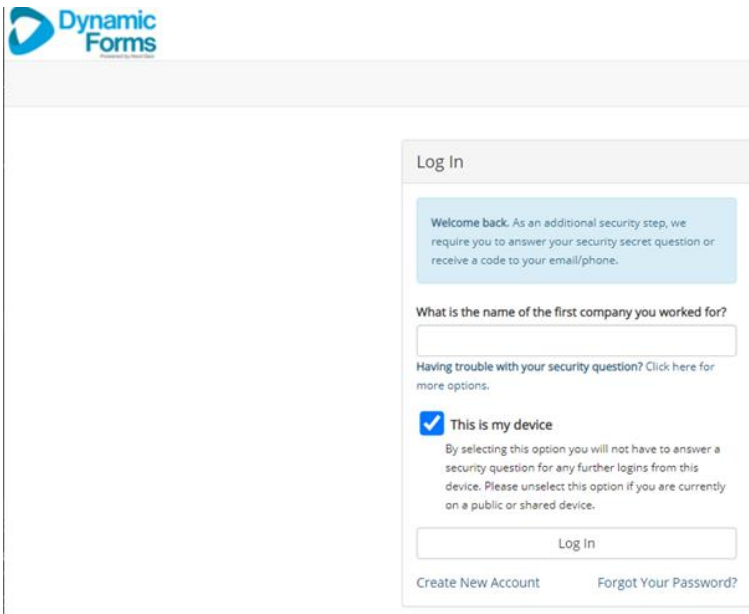
5) Click the **Log in to Dynamic Forms** link on the Account Activated screen



6) Enter the **User Name** or **Email Address** and **Password** created in Step 3 and click **Log In** to login




7) You may be presented with your security question as an extra layer of security. Provide the answer and click **Log In**



- 8) You will also have the option to enter a phone number for multi-factor authentication, but you may click **Not Now** to skip.

Protecting Your Data



Please take a moment...

We are strengthening our multi-factor authentication process for our system. This will allow us to better protect your sensitive data. If you have a mobile phone and wish to add this additional level of security, please provide your mobile phone number as an alternate verification method. We will use this phone number only to send verification codes or account alerts as you request them and no other time.

Mobile Number * Verification Code

555-55 send code enter verification code

* message and data rates may apply

Not Now Save

- 9) Finally, you should see the form. (if not, click the original form link and it should open)

Timer 44:35

* = required field



Event Waiver, Release of Liability and Hold Harmless Agreement

Washburn® Market Daze
Location: Memorial Union
Sponsoring University: Memorial Union
Date: September 1, 2021

www.washburn.edu/marketdaze
Questions? Call University Scheduling at 785-670-1725

THIS FORM MUST BE SIGNED PRIOR TO PARTICIPATION IN THIS ACTIVITY.

I/My organization wish to participate in the above-described activity. I/My organization understand that I do so at my own risk. In exchange for being permitted to participate in the Activity, I/My organization hereby release the Washburn University, the State of Kansas, the Memorial Union, and all employees, officers, agents, representatives and volunteers of the foregoing (all collectively referred to as the "Released Parties") from liability for and hereby waive any and all claims for any loss,